

AngloGold Ashanti's business is gold. Its activities range from exploring for and mining the precious metal to processing and beneficiation. In 2005, the company operated 21 mines in 10 countries. Some of the key features pertaining to sustainable development are indicated below.

- Gold produced rose by 6% to 6.2 million ounces.
- The company employed 66,993 people, made up of 47,848 (75%) permanent employees and 16,145 (25%) contractors and JV employees. (2004: 65,400).
- Payment to employees, including salaries, wages and other benefits amounted to \$877 million, 7% up on the previous year.
- Capital expenditure for the year was \$722 million, an increase of 23% on the previous year.
- Dividends of \$169 million was paid to the shareholders during 2005.
- Total corporate social investment (CSI) expenditure amounted to some \$8,752,407. CSI is defined as the voluntary investment of funds into the broader community where the target beneficiaries are external to the company.
- AngloGold Ashanti achieved the conversion of its mineral rights into 'new order' rights in line with the South African Minerals and Petroleum Resources Development Act (MPRDA) of 2002.



Page number	Section
4	Corporate profile
4	The business of gold
8	Message from the CEO
10	Report of the independent assurers
11	Feedback form
12	Stakeholder engagement
13	Mission and values
14	Reporting in accordance with GRI



Economic performance

E1	Introduction
E2	Key indicators
E3	Review 2005
E7	Case studies



Ethics and governance

EG1	Introduction
EG1	Business principle
EG2	Key indicators
EG3	Review 2005
EG9	Case studies
EG13	Objectives for 2006



Occupational safety and health

SH1	Introduction
SH1	Business principle
SH2	Key indicators
SH4	Review 2005
SH19	Case studies
SH34	Objectives for 2006



Regional health threats (HIV/AIDS and malaria)

RH1	Introduction
RH2	Business principle
RH3	Key indicators
RH5	Review 2005
RH13	Case studies
RH26	Objectives for 2006




Labour practice

L1	Introduction
L2	Business principle
L3	Key indicators
L5	Review 2005
L19	Case studies
L29	Objectives for 2006



Environment

EN1	Introduction
EN1	Business principle
EN2	Key indicators
EN3	Review 2005
EN25	Case studies
EN43	Objectives for 2006



Community

C1	Introduction
C1	Business principle
C2	Key indicators
C3	Review 2005
C19	Case studies
C33	Objectives for 2006

Glossary of terms and acronyms

G1	Glossary of terms and acronyms
----	--------------------------------

AngloGold Ashanti Limited, one of the world's leading gold mining companies, has 21 operations in 10 countries on four continents. Its portfolio includes long-life, relatively low-cost assets and differing orebody types in key gold-producing regions around the globe. Activities range from deep-level hard-rock mining to open-pit mining, and include exploration, both brownfields and greenfields as well as research and development.

AngloGold Ashanti was established in April 2005 following the business combination of AngloGold Limited, a South African gold mining company, and Ashanti Goldfields Company Limited, a Ghanaian gold mining company. The business combination of two of Africa's leading gold mining companies was in line with the group's strategy of achieving geographic and orebody diversity, and resulted in an increased portfolio of shallow, low-cost surface mines.

Countries in which AngloGold Ashanti has operations are: South Africa, Argentina, Australia, Brazil, Ghana, Guinea, Mali, Namibia, Tanzania and the USA. The group is guided by the corporate office located in Johannesburg, South Africa, with the management of the group undertaken under the auspices of two divisions: the African operations and the international operations (that is non-African operations).


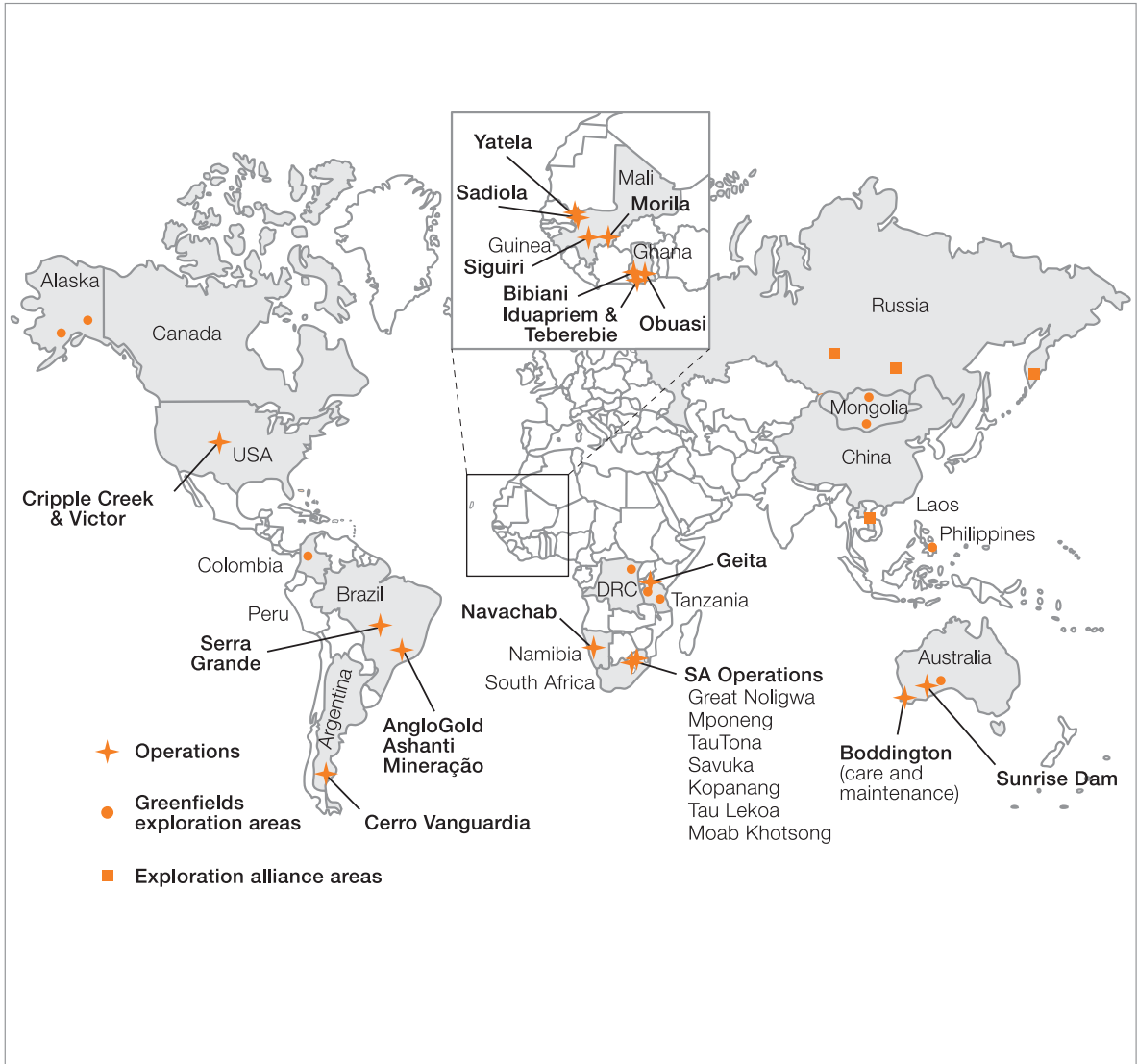
In 2005, total gold production increased by 6% to 6.2 million ounces, of which 2.7 million ounces (44%) came from deep-level hard-rock operations in South Africa and the balance of 3.5 million ounces (56%) from the shallower and surface operations.

The group conducts extensive exploration activities in areas as diverse as Alaska in North America and Colombia in South America, the Democratic Republic of Congo (DRC) in Africa and Mongolia, Russia and China in Asia.

Shareholder information

With its headquarters in Johannesburg, South Africa, AngloGold Ashanti has its primary listing in Johannesburg on the JSE (ANG). It is also listed on the following securities exchanges: New York (AU), London (AGG), Australia (AGG) and Ghana (AGA) as well as Euronext Paris (VA) and Euronext Brussels (ANG).





1

Finding the orebody

AngloGold Ashanti's global exploration programme generates targets and undertakes exploration, on its own or in conjunction with joint venture partners.



2

Finding the orebody

Creating access to the orebody

There are two types of mining which take place to access the orebody:

- underground – a vertical or decline shaft (designed to transport people and/or materials) is first sunk deep into the ground, after which horizontal development takes place at various levels of the main shaft or decline. This allows for further on-reef development of specific mining areas where the orebody has been identified; and
- open-pit – where the top layers of topsoil or rock are removed in a process called 'stripping' to uncover the reef.


3

Removing the ore by mining or breaking the orebody

- In underground mining, holes are drilled into the orebody, filled with explosives and then blasted. The blasted 'stopes' or 'faces' are then cleaned and the ore released is now ready to be transported out of the mine.
- In open-pit mining, drilling and blasting may also be necessary to release the gold-bearing rock; excavators then load the material onto the ore transport system.

4 Transporting the broken material from the mining face to the plants for treatment

- Underground ore is transported by means of vertical and/or horizontal transport systems. Once on surface, conveyor belts usually transport the ore to the treatment plants.
- Open-pit mines transport ore to the treatment plants in vehicles capable of hauling huge, heavy loads.



5 Processing

- Ore is transported via conveyor belts to the treatment plants where it is broken and crushed in milling circuits.
- Further processing takes place via the refractory treatment where the ore is leached in an alkaline cyanide leach solution followed generally by adsorption of the gold cyanide complex onto activated carbon-in-pulp (CIP).
- An alternative is the heap-leach process where the run-of-mine ore is crushed and placed on the leach pad. Low strength alkaline cyanide solution is used to dissolve the gold and transferred to the carbon-in-solution columns where the gold cyanide complex is adsorbed onto activated carbon.
- Gold adsorbed onto activated carbon is recovered by a process of re-dissolving the gold from the activated carbon, followed by precipitation in electro-winning cells and subsequent smelting of that precipitate into bars that are shipped to the gold refineries.

6 Refining

The gold dust is then smelted into gold bars, which are transported to a refinery for further refining, to as close to pure gold as possible – called good delivery status. This gives the assurance that the bar contains the quantity and purity of gold as stamped on the bar.

Dear stakeholders

AngloGold Ashanti's Report to Society 2005 is the company's fourth such report, and the third which seeks to report, methodically, against both the company's own values and business principles, and against the guidelines of the Global Reporting Initiative, which remains the most broadly used standard of corporate triple bottom line reporting. Again, key sections have been assured by PricewaterhouseCoopers.

As always, we hope you find this document to be a useful and objectively presented assessment of AngloGold Ashanti's operations. We welcome your feedback. For the second time, we are also publishing operation- or country-specific reports, to ensure a more focused examination is available to stakeholders local to specific operations.

As will become apparent as you explore this document, it has been an eventful year for this company. I would like to draw your attention to three areas.

First, and perhaps most gratifyingly, 2005 saw the biggest qualitative improvement in dealing with one of the company's two biggest public health challenges, HIV/AIDS, since the introduction of anti-retroviral therapy in 2002. Internationally, the biggest obstacle has been developing individual awareness of the disease due to the factors of stigma and denial, even as the quality of available treatment has improved. In South Africa, where some 66% of the company's workforce is employed and where the prevalence of HIV is greatest, more than 10,000 employees underwent voluntary counselling and testing during 2005, a 150% increase on the previous year. This was due to intensive awareness work carried out by the management of our HIV/AIDS programme, working in close co-operation with mine management, and with the assistance of a significantly increased number of peer counsellors. It is critical that these efforts continue and intensify.

Second, the company's safety performance, as measured by fatality rates, showed a marked improvement for the second consecutive year, most notably at our deep level South African mines, suggesting that the technical and human advancements are bearing fruit. The aspiration to step-change improvement we began talking about some years ago has, arguably, been achieved. However, whatever the improvement in fatality rates, 25 people died in accidents in our service. We cannot rest until death and serious injury in our operations has been eliminated. And accidents that occurred in the early months of 2006, too, warn us that we cannot afford to become complacent.

The third issue to which I would like to draw your attention that has occupied our time and minds is the matter of operating in what are called areas of weak governance. You will be aware of public controversy that occurred regarding our activities in the Democratic Republic of the Congo during the course of the year. That matter, and AngloGold Ashanti's response to it, is dealt with in a comprehensive case study to be found on page EG10 of this report, so I won't repeat it at length here.



For companies like AngloGold Ashanti, which seek to uphold socially responsible values, under what conditions in such societies is the continued pursuit of business activities justified, and when is it not? One basis of our existence is a commitment that our host countries and communities should be better off for our having been there.

We have a clear policy that, if we are unable to conduct our activities with integrity, we would withdraw. That inevitably involves a degree of subjective risk calculation. That means that, with even the best of intentions, businesses of integrity can err, leaving them open to reputational damage.

One of the key issues facing corporations seeking to act in the best interests of all of their shareholders in a world rightly concerned simultaneously with human rights and the development imperative is finding a balance between wealth creation at any cost and preservation and conservation at any price. This is a debate which must be conducted in the public domain, and which, amongst its many objectives, should seek to establish the public norms on which to base business and corporate social responsibility decisions. Some of the important questions which must be addressed are: who decides at what point it becomes legitimate for business to operate in a relatively unstable society; and what determines whether a business activity in such an environment enhances prospects for economic growth, stability and democracy, or strengthens the hand of those opposed to democratic reform?

We at AngloGold Ashanti will continue to examine these questions as we must, both internally and through a variety of representative industry bodies. We will also continue to engage community and civil society institutions and non-governmental organisations and in public debate and would happily do so with anyone else wishing to engage us.

Bobby Godsell


6 March 2006





To the Board of Directors and Management of AngloGold Ashanti Limited

Introduction

We have been asked to perform reasonable assurance procedures for selected performance indicators published in AngloGold Ashanti's Report to Society for the year ended 31 December 2005. The preparation and content of the Report to Society and the determination of selected performance indicators for our review are the responsibility of the management of AngloGold Ashanti Limited. Our responsibility is to indicate whether the selected performance indicators, market with the symbol , fairly reflect AngloGold Ashanti's performance in all material respects.

Methodology


This engagement was conducted in accordance with the International Standards for Assurance Engagements 3000, 'Assurance Engagements other than audits or reviews of historical financial information' (ISAE 3000). We planned and carried out our work in order to obtain reasonable assurance on the reliability of the selected performance indicators. We applied suitable criteria as relevant to the selected performance indicators reported, where the criteria are embodied in AngloGold Ashanti's internal corporate policies, procedures and controls and are available from AngloGold Ashanti on request.

Where quantitative selected performance indicators were derived from AngloGold Ashanti's 2005 consolidated financial statements, audited by Ernst & Young, we did not audit the figures.

Considerations and limitations

Non-financial data are subject to more inherent limitations than financial data, given both their nature and the methods used for determining, calculating or estimating such data. We have not undertaken work to confirm that all relevant issues are included, nor have we carried out any work on data reported for prior reporting periods, nor in respect of future projections and targets.

Conclusion

Based on our work performed, the selected performance indicators marked with the symbol  in the Report to Society, fairly reflect AngloGold Ashanti's performance in all material respects.

PricewaterhouseCoopers Inc.

Johannesburg

27 February 2006

Feedback form: AngloGold Ashanti Report to Society 2005

Dear stakeholder

We would be very grateful for any feedback that you might have on AngloGold Ashanti's Report to Society 2005. This feedback form may also be accessed on the company's website at www.anglogoldashanti.com. Please return to afine@anglogoldashanti.com or fax it to **+27 11 637 6399**.

Your details (optional)

Name: _____
 Organisation: _____
 Tel: _____ Fax: _____
 E-mail address: _____
 Postal address: _____

1. What is your interest in/association with AngloGold Ashanti?

Employee Analyst Shareholder/investor
 Journalist Government Non-governmental or community-based organisation
 Supplier or business partner Student
 Other – please specify: _____

2. Would you like to be added to our database as an organisational stakeholder? Yes No

3. Indicate your main areas of interest:

Financial performance/annual report Safety and health Environment
 Economic performance Regional health threats Labour
 Ethics and governance Community
 Other – please specify: _____

4. How did you access the report?

on the internet Yes No **in the printed version** Yes No **on CD** Yes No

5. How did you find the report?

Too detailed Not enough detail
 Other comments: _____

6. Did you use the Global Reporting Initiative (GRI) index? Yes No

7. Do you think that it is important that the report is independently assured? Yes No

8. Do you have any other comments on the report?

Thank you for your feedback.

AngloGold Ashanti recognises that, as the company conducts its business, so it has an impact, or has the potential to have an impact on a wide range of stakeholders.

The company has broadly identified the following principal stakeholders:

- employees
- unions
- employees' families and dependents
- communities surrounding operations or from which the company draws its labour
- shareholders
- business partners
- peer companies
- suppliers
- local, regional and national governments
- customers
- non-governmental and community-based organisations
- academic institutions
- regulatory authorities
- professional organisations.

A detailed list including many of the stakeholders with whom the various operations engage may be found on the website under the various sections. Included in this is the frequency and type of interaction engaged in.

This is the third year that the company has published a Report to Society. The Report to Society 2004 was widely disseminated to stakeholders in its printed form, as well as through the website. In addition, 2004 was the first year that the company published country operational reports. Following the publication of last year's report, feedback was sought from stakeholders in a variety of ways:

- a feedback form was provided in the printed report and on the website. Very little feedback was received in this way.
- an independent commentator was asked to evaluate the report and feedback was obtained.
- subject champions (those responsible for the various components of the report) at a corporate level were asked to disseminate the report as widely as possible to their stakeholders. Useful, but little feedback was received in this way.

- feedback was provided by independent assurers PricewaterhouseCoopers in a management report to the company.

- each operation and region was asked to provide specific feedback on the report, following interaction with local stakeholders. This was returned formally (through a questionnaire) and informally. The feedback received from this process revealed the following:

- users of the report were often interested in a particular section of the report only, and not in the report in its entirety. Specific comments were given and have been addressed.

- greater alignment was needed between internal and external reporting processes. To address this for example, the South Africa region's quarterly sustainable development report and the group sustainable development report now report against the same key indicators.

- some users, particularly in South America for example, could not make use of the report owing to language barriers. Although the country reports were translated into Spanish in Argentina and Portuguese in Brazil, there was insufficient level of detail in them. To remedy this the country reports will be more comprehensive in 2005.

- The Minerals Council of Australia indicated that the GRI indicators for the Australia region needed to be separated out from the group statistics to ensure that the report is compliant in Australia. Consideration is being given to this.

Overall, the level of engagement with the company by external audiences on the report and its contents was disappointing. In discussions with peers and others, it appears, however that this experience is not unique.

In 2006 the company plans to distribute the report as widely as in 2005. More attention will be given to obtaining direct and formal feedback from stakeholders.

AngloGold Ashanti's mission, values and business principles were developed in consultation with employees and are reviewed as part of an ongoing process to ensure that they more accurately reflect the group's purpose and the way in which it does business.

AngloGold Ashanti's mission:

Our business is gold. We consistently strive to create value for everyone with a stake in our company, by finding and mining gold and by developing the market for our product.

Our values

- AngloGold Ashanti consistently strives to generate competitive shareholder returns. We do this by replacing profitable gold reserves and by continuously improving the performance of our key resources – our people, our assets and our product. We conduct ourselves with honesty and integrity.
- We provide our employees with opportunities to develop their skills while sharing risks and rewards in workplaces that promote innovation, teamwork and freedom with accountability. We embrace cultural diversity.
- Every manager and employee takes responsibility for health and safety; and together strive to create workplaces that are free of occupational injury and illness.
- We strive to form partnerships with host communities, sharing their environments, traditions and values. We want communities to be better off for AngloGold Ashanti having been there. We are committed to working in an environmentally responsible way.

Our business principles

We live our values through our business principles. These principles are applicable across AngloGold Ashanti and in all the countries in which we do business.

They inform the way in which we go about achieving our mission, balancing key economic, social, environmental and ethical values. These business principles which will evolve over time as we interact with our stakeholders, both internal and external, are:

- ethics and governance (page EG1: Ethics and governance section)
- as an employer – safety and health (page SH1: Occupational safety and health section)
- as an employer – our labour practice (page L1: Labour practice section)
- the environment (page EN1: Environment section)
- in the community (page C1: Community section)



Reporting in accordance with GRI

AngloGold Ashanti is an organisational stakeholder of the Global Reporting Initiative (GRI) and is committed to reporting in line with the GRI 2002 Sustainability Guidelines and in line with the principles outlined by GRI. (These principles are available on the company's website.)

GRI principles

Transparency	Accuracy
Inclusiveness	Neutrality
Auditability	Comparability
Completeness	Clarity
Relevance	Timeliness
Sustainability context	

In addition, the company has taken cognisance of the GRI Mining and Metals sector supplement pilot version in compiling this report. The company intends seeking a review of the Report to Society 2005's compliance with GRI reporting guidelines.

GRI content report

GRI NUMBER	CONTENT	LOCATION	REPORTING STATUS
1. Vision and strategy			
1.1	Statement of the organisation's vision and strategy regarding its contribution to sustainable development.	Page 8: Message from the CEO Page 13: Mission and values Page 12: Stakeholder engagement Page E1: Economic performance	●
1.2	Statement from the CEO describing key elements of the report.	Page 8: Message from the CEO Page 13: Mission and values Page 12: Stakeholder engagement	●
2. Profile			
2.1	Name and business of reporting organisation; major products and services; operational structure of the organisation; description of major divisions, operating companies, subsidiaries and joint ventures; countries in which the organisation's operations are located, nature of ownership; legal form;	Pages 4 – 7: Corporate profile Page 12: Stakeholder engagement Pages E1-E7: Economic performance	●

Reporting Status Key

● Fully reported	■ See AngloGold Ashanti Annual report or visit our website on www.anglogoldashanti.com
▶ Partially reported	○ Not reported
* Not applicable	
❖ Detailed data not collected or not yet available in this reporting format	

GRI NUMBER	CONTENT	LOCATION	REPORTING STATUS
2. Profile (continued)			
	nature of markets served; scale of reporting organisation; list of stakeholders		
Report scope			
	Contact persons; reporting period; date of most recent previous report; boundaries of report; significant changes in size, structure, ownership, or products and services; basis for reporting; explanation of the nature and effect of any re-statements of information; decision not to apply GRI principles or protocols in the preparation of the report; criteria/definitions used in any accounting for economic, environmental and social costs and benefits; significant changes from previous years in the measurement methods; policies and internal practices to enhance and provide assurance; policy and current practice with regard to providing independent assurance; means by which report users can obtain additional information.	Inside front cover: Scope of the report Annual Report 2005	●
Structure and governance			
3.1	Governance structure of the organisation, including major committees under the board of directors that are responsible for setting strategy and for oversight of the organisation.	Pages EG3 – 4: Ethics and governance Annual Report: Corporate governance	●
3.2	Percentage of the board of directors that are independent, non-executive directors.	Page EG3: Ethics and governance Annual report: Corporate governance	●
3.3	Process for determining the expertise board members need to guide the strategic direction of the company, including the issues related to environmental and social risks and opportunities.	Annual Report: Corporate governance	◻

● Fully reported

◻ Partially reported

* Not applicable

❖ Detailed data not collected or not yet
available in this reporting format■ See AngloGold Ashanti Annual report or visit
our website on www.anglogoldashanti.com

○ Not reported

Reporting Status Key

GRI NUMBER	CONTENT	LOCATION	REPORTING STATUS
3. Governance structure and management systems			
3.4	Board level processes for overseeing the organisation's identification and management of economic, environmental, and social risk opportunities.	Page EG7: Ethics and governance Annual Report: Corporate governance Annual Report: Risk management	●
3.5	Linkage between executive compensation and achievement of the organisation's financial and non-financial goals.	Annual Report: Corporate governance	◻
3.6	Organisational structure and key individuals responsible for oversight, implementation, and audit of economic, environmental, social and related policies.	Page 10: Report of the independent non-financial assurers Page EG3: Ethics and governance	●
3.7	Mission and values statements, internally developed codes of conduct or principles relevant to economic, environmental and social performance and status of implementation.	Page 13: Mission and values Page EG1: Ethics and governance Page SH1: Safety and health Page RH2: Regional health threats Page L2: Labour practice Page EN1: Environment Page C1: Community	●
3.8	Mechanisms for shareholders to provide recommendations or direction to board of directors.	Annual Report: Corporate governance	●
Stakeholder engagement			
3.9	Basis for identification and selection of major stakeholders	Page 12: Stakeholder engagement	●
3.10	Approaches to stakeholder consultation reported in terms of frequency of consultation by type and by stakeholder group	Page 12: Stakeholder engagement Website	●
3.11	Type of information generated by stakeholder consultations.	Page 12: Stakeholder engagement	●
3.12	Use of information resulting from stakeholder engagement	Page 12: Stakeholder engagement	●

* Additional indicators in italics

Reporting Status Key

- | | |
|---|--|
| ● Fully reported | ■ See AngloGold Ashanti Annual report or visit our website on www.anglogoldashanti.com |
| ◻ Partially reported | ○ Not reported |
| * Not applicable | |
| ❖ Detailed data not collected or not yet available in this reporting format | |

GRI NUMBER	CONTENT	LOCATION	REPORTING STATUS
3. Governance structure and management systems (continued)			
Overarching policies and management systems			
3.13	Explanation of whether and how the precautionary approach or principle is addressed by the organisation.	Pages EG1– EG9: Ethics and governance Annual Report Risk Management	●
3.14	Externally developed, voluntary economic, environmental and social charters, sets of principles, or other initiatives to which the organisation subscribes or which it endorses.	Page EG3 – 9: Ethics and governance Page EG12: Ethics and governance Page EN11: Environment Page EN12 – 13: Environment Page C2: Community	●
3.15	Principal memberships in industry and business associations, and or national/ international advocacy organisations.	Page EG3 – 9: Ethics and governance Page EN11 – EN13: Environment Page C2: Community Page EG12: Ethics and governance	●
3.16	Policies and systems for managing upstream and downstream impacts.		○
3.17	Reporting organisation's approach to managing indirect economic, environmental and social impacts resulting from its activities.	Report to society 2005	●
3.18	Major decisions during the reporting period regarding the location of, and/or changes in operation.	Inside front cover: Scope of the Report	●
3.19	Programmes and procedures pertaining to economic, environmental and social performance.	Report to Society 2005	●
3.20	Status of certification pertaining to economic, environmental and social management systems.	Page EN2 and EN6: Environment	●
4. GRI content index			
4.1	GRI content index table.	Pages 14 – 27	●

- Fully reported
- ▶ Partially reported
- * Not applicable
- ❖ Detailed data not collected or not yet available in this reporting format

- See AngloGold Ashanti Annual report or visit our website on www.anglogoldashanti.com
- Not reported

Reporting Status Key

GRI NUMBER	CONTENT	LOCATION	REPORTING STATUS
Economic performance indicators			
Customers			
EC1.	Net sales.	Page E3: Economic performance	●
EC2.	Geographic breakdown of markets.	Page E7: Economic performance	●
Suppliers			
EC3.	Cost of all goods, materials, and services purchased.	Page E3: Economic performance	●
EC4.	Percentage of contracts that were paid in accordance with agreed terms, excluding agreed penalty arrangements.		○
Employees			
EC5	Total payroll and benefits (including wages, pension, other benefits, and redundancy payments) broken down by country or region.	Page E5: Economic performance	▶
Provides of capital			
EC6.	Distributions to providers of capital broken down by interest on debt and borrowings and dividends on all classes of shares, with any arrears of preferred dividends to be disclosed .	Page E4: Economic performance Annual report 2005	●
EC7.	Increase/decrease in retained earnings at the end of period.	Page E4: Economic performance	●
Public sector			
EC8.	Total sum of all taxes paid broken down by country	Page E5: Economic performance	●
EC9.	Subsidies received broken down by country or region .		○
EC10.	Donations to community, civil society and other groups broken down in terms of cash and in-kind donations per type of group.	Page C8: Community	▶

* Additional indicators in *Italics*

Reporting Status Key

● Fully reported	■ See AngloGold Ashanti Annual report or visit our website on www.anglogoldashanti.com
▶ Partially reported	○ Not reported
* Not applicable	
❖ Detailed data not collected or not yet available in this reporting format	

GRI NUMBER	CONTENT	LOCATION	REPORTING STATUS
Economic performance indicators (continued)			
<i>EC11.</i>	<i>Breakdown of supplier by organisation and country.</i>		○
<i>EC12.</i>	<i>Total spent on non-core business infrastructure.</i>		❖
<i>EC13.</i>	<i>The organisation's indirect economic impacts.</i>	<i>Report to Society</i>	●
Environmental performance indicators			
	Note: a detailed analysis of the environmental indicators per country may be found on the website.		
Materials			
EN1.	Total materials use other than water, by type.	Page EN17: Environment	▶ ■
EN2.	Percentage of materials used that are waste (processed or unprocessed) from sources external to the reporting organisation.		▶ ■
Energy			
EN3.	Direct energy use segmented by primary source.	Page EN23: Environment	■
EN4.	Indirect energy use		❖ ■
Water			
EN5.	Total water use.	Page EN22: Environment	● ■
Biodiversity			
EN6.	Location and size of land owned, leased or managed in biodiversity-rich habitats.	Page EN23: Environment	▶ ■
EN7.	Description of the major impacts on biodiversity with activities and/or products and services in terrestrial, fresh water and marine environments.	Page EN23: Environment	▶ ■
Emissions, effluents and waste			
EN8	Greenhouse gas emission.	Page EN24: Environment	❖ ■

* Additional indicators in italics

- Fully reported
- ▶ Partially reported
- * Not applicable
- ❖ Detailed data not collected or not yet available in this reporting format

- See AngloGold Ashanti Annual report or visit our website on www.anglogoldashanti.com
- Not reported

Reporting Status Key

GRI NUMBER	CONTENT	LOCATION	REPORTING STATUS
Environmental performance indicators (continued)			
EN9	Use and emissions of ozone-depleting substances.		❖ ■
EN10	Nox, Sox and other significant air emissions by type.	-	○
EN11	Total amount of waste by type and destination.	-	○
EN12	Significant discharges to water by type.		○
EN13	Significant spills of chemicals, oils and fuels in terms of total number and total volume.	EN8 – 10: Environment	● ■
Products and services			
EN14	Significant environmental impacts of principal products and services.	Page EN4: Environment	▶
EN15	Percentage of weight of products sold that is reclaimable at the end of the products' useful life and percentage that is actually reclaimed.	Page EN4: Environment	▶
Compliance			
EN16	Incidents of and fines for non-compliance with all applicable international declarations/ conventions/treaties and national, sub-national, regional, local regulations associated with environmental issues.	Page EN5: Environment	▶
Energy			
EN17	<i>Initiatives to use renewable energy sources and to increase energy efficiency.</i>	Page EN22: Environment	● ■
EN18	<i>Energy consumption footprint of major products.</i>		○
EN19	<i>Other indirect (upstream/downstream) energy use and implications, such as organisational travel, product lifecycle management, and use of energy-intensive materials.</i>		○

* Additional indicators in italics

Reporting Status Key

● Fully reported	■ See AngloGold Ashanti Annual report or visit our website on www.anglogoldashanti.com
▶ Partially reported	
* Not applicable	
❖ Detailed data not collected or not yet available in this reporting format	○ Not reported

GRI NUMBER	CONTENT	LOCATION	REPORTING STATUS
Environmental performance indicators (continued)			
Water			
<i>EN20</i>	<i>Water sources and related ecosystems/ habitats significantly affected by use of water.</i>	<i>Page EN21: Environment</i>	▶ ■
<i>EN21</i>	<i>Annual withdrawals of ground and surface water as a percent of annual renewable quantity of water available from the sources.</i>		❖ ■
<i>EN22</i>	<i>Total recycling and re-use of water.</i>		❖ ■
Biodiversity			
<i>EN23</i>	<i>Total amount of land owned, leased or managed for production activities or extractive use.</i>		❖ ■
<i>EN24</i>	<i>Amount of impermeable surface as a percentage associated of land purchased or leased.</i>		❖ ■
<i>EN25</i>	<i>Impacts of activities and operations on protected and sensitive areas.</i>	<i>Page EN23: Environment</i>	▶ ■
<i>EN26</i>	<i>Changes to natural habitats resulting from activities and operations and percentage of habitat protected or restored.</i>		❖ ■
<i>EN27</i>	<i>Objectives, programmes, and targets for protecting and restoring native ecosystems and species in degraded areas.</i>		❖ ■
<i>EN28</i>	<i>Number of IUCN Red List species with habitats in areas affected by operations.</i>		❖ ■
<i>EN29</i>	<i>Business units currently operating or planning operations or around protected or sensitive areas.</i>	<i>Page EN22: Environment</i>	❖ ■

* Additional indicators in italics

- Fully reported
- ▶ Partially reported
- * Not applicable
- ❖ Detailed data not collected or not yet available in this reporting format

- See AngloGold Ashanti Annual report or visit our website on www.anglogoldashanti.com
- Not reported

Reporting Status Key

GRI NUMBER	CONTENT	LOCATION	REPORTING STATUS
Environmental performance indicators (continued)			
Emissions, effluents and waste			
<i>EN30</i>	<i>Other relevant indirect greenhouse gas emissions.</i>	<i>Page EN24: Environment</i>	❖ ■
<i>EN31</i>	<i>All production, transport, import or export of any waste deemed hazardous under the terms of the Basel Convention Annex 1, 11, 111, and V111.</i>		*
<i>EN32</i>	<i>Water sources and related ecosystems/habitats significantly affected by discharges of water and runoff.</i>		❖ ■
Suppliers			
<i>EN33</i>	<i>Performance of suppliers relative to environmental components of programmes and procedures described in response to governance structure and management systems section.</i>		○
Transport			
<i>EN34</i>	<i>Significant environmental impacts of transportation used for logistical purposes.</i>		○
Overall			
<i>EN35</i>	<i>Total environmental expenditure by type.</i>		❖

Labour practice and decent work

Employment			
<i>LA1</i>	<i>Breakdown of workforce, where possible, by region/country, status, employment type, and by employment contract.</i>	<i>Page L6: Labour practice</i>	●

* Additional indicators in italics

Reporting Status Key

● Fully reported	■ See AngloGold Ashanti Annual report or visit our website on www.anglogoldashanti.com
▶ Partially reported	
* Not applicable	○ Not reported
❖ Detailed data not collected or not yet available in this reporting format	

GRI NUMBER	CONTENT	LOCATION	REPORTING STATUS
Labour practice and decent work (continued)			
LA2	Net employment creation and average turnover segmented by region/country.	Page L7: Labour practice	●
Labour/management relations			
LA3	Percentage of employees represented by independent trade union organizations or other bona fide employee representatives broken down geographically or percentage of employees covered by collective bargaining agreements broken down by country/region.	Page L7: Labour practice	●
LA4	Policy and procedures involving information, consultation, and negotiation with employees over changes in the reporting organisation's operations.	Page L7: Labour practice	●
Health and safety			
LA5.	Practices on recording and notification of occupational disease, and how they relate to the ILO Code of Practice on Recording and Notification of Occupational Accidents and Diseases.	Pages SH2 to SH9: Occupational safety and health	●
LA6	Description of formal joint health and safety committees comprising management and worker representatives and proportion of workforce covered by any such committees.	Page SH18: Occupational safety and health	●
LA7	Standard injury, lost day and absentee rates and number of work-related fatalities.	Pages SH2 to SH9: Occupational safety and health	●
LA8	Description of policies or programmes (for the workplace and beyond) on HIV/AIDS.	Pages RH1 to RH13: Regional health threats	●

* Additional indicators in *Italics*

● Fully reported	■ See AngloGold Ashanti Annual report or visit our website on www.anglogoldashanti.com
▶ Partially reported	○ Not reported
* Not applicable	
❖ Detailed data not collected or not yet available in this reporting format	

Reporting Status Key

GRI NUMBER	CONTENT	LOCATION	REPORTING STATUS
Labour practice and decent work (continued)			
Training and education			
LA9	Average hours of training per year per employee by category of employee		○
Diversity and opportunity			
LA10	Description of equal opportunity policies or programmes, as well as monitoring systems to ensure compliance and results of monitoring	Page L9: Labour practice	●
LA11	Composition of senior management and corporate governance bodies (including the board of directors), including male/female ratio and other indicators of diversity as culturally appropriate.	Pages L3 to L6: Labour practice	●
Employment			
LA12	<i>Employee benefits beyond those legally mandated.</i>		■
Labour/management relations			
LA13	<i>Provision for formal worker representation in decision-making or management, including corporate governance.</i>	Page L7: Labour practice	●
Health and safety			
LA14	<i>Evidence of substantial compliance with the ILO guidelines for Occupational Health Management Systems.</i>	Pages SH1 to SH9: Occupational safety and health	▸
LA15	<i>Description of formal agreements with unions or other bona fide employee trade representatives covering health and safety at work and proportion of the workforce covered by any such agreements.</i>	Page SH18: Occupational safety and health	●

* Additional indicators in italics

Reporting Status Key

● Fully reported

▸ Partially reported

* Not applicable

❖ Detailed data not collected or not yet available in this reporting format

■ See AngloGold Ashanti Annual report or visit our website on www.anglogoldashanti.com

○ Not reported

GRI NUMBER	CONTENT	LOCATION	REPORTING STATUS
Labour practice and decent work (continued)			
Training and education			
LA16	<i>Description of programmes to support the continued employability of employees and to manage career endings.</i>	Pages L11 to L16: Labour practice	●
LA17	<i>Specific policies and programmes for skills management or for life-long learning</i>	Page L16: Labour practice	●

Social performance indicators

Customer health and safety			
PR1.	Description of policy preserving customer health and safety during use of products and services, and extent to which this policy is visibly stated and applied, as well as a description of procedures/ programmes to address this issue, including monitoring systems and results of monitoring.		*
Products and service			
PR2.	Description of policy, procedures/ management systems, and compliance mechanisms related to product information and labelling		*
Respect for privacy			
PR3	Description of policy, procedures/management systems, and compliance mechanisms for consumer privacy.		*
PR4	<i>Number and type of instances of non-compliance with regulations concerning customer health and safety, including the penalties and fines assessed for these breaches.</i>		*
PR5	<i>Number of complaints upheld by regulatory or similar official bodies to oversee or regulate the health and safety of product services.</i>		*

* Additional indicators in italics

● Fully reported	■ See AngloGold Ashanti Annual report or visit our website on www.anglogoldashanti.com
▶ Partially reported	○ Not reported
* Not applicable	
❖ Detailed data not collected or not yet available in this reporting format	

Reporting Status Key

GRI NUMBER	CONTENT	LOCATION	REPORTING STATUS
Social performance indicators (continued)			
<i>PR6</i>	<i>Voluntary code compliance, product labels or awards with respect to social and/or environmental responsibility.</i>		*
PR7	Number and type of instances of non-compliance with regulations concerning product information and labelling including any penalties or fines assessed for these breaches.		*
PR8.	Description of policy, procedures/ management systems, and compliance mechanisms related to customer satisfaction, including results of surveys measuring customer satisfaction.		*
Advertising			
PR9	Description of policies, procedures/ management systems, and compliance mechanisms for adherence to standards and voluntary codes related to advertising.		*
PR10	Number and types of breaches of advertising and marketing regulations.		*
Respect for privacy			
PR11	Number of substantiated complaints regarding breaches of consumer privacy.		*
Social performance indicators: Society			
Community			
SO1.	Description of policies to manage impacts on communities in areas affected by activities, as well as description of procedures/ programmes to address this issue, including monitoring systems and results of monitoring	Pages C1 to C32: Community	●
Bribery and corruption			
SO2.	Description of the policy, procedures/ management systems, and compliance mechanisms for organisations and employees addressing bribery and corruption.	Pages EG8 to EG9: Ethics and governance	●

* Additional indicators in italics

Reporting Status Key

● Fully reported	■ See AngloGold Ashanti Annual report or visit our website on www.anglogoldashanti.com
▸ Partially reported	○ Not reported
* Not applicable	
❖ Detailed data not collected or not yet available in this reporting format	

GRI NUMBER	CONTENT	LOCATION	REPORTING STATUS
Social performance indicators: Society (continued)			
Political contributions			
S03	Description of policy, procedures/ management systems, and compliance mechanisms for managing political lobbying and contributions	Page EG4: Ethics and governance	●
Community			
S04	<i>Awards received relevant to social, ethical, and environmental performance</i>	<i>Page C18: Community Page EN25: Environment</i>	●
Political contributions			
S05	<i>Amount of money paid to political parties and institutions whose prime function is to fund political parties or their candidates</i>	Page EG4: Ethics and governance	●
Competition and pricing			
S06	<i>Court decisions regarding cases pertaining to anti-trust and monopoly regulations</i>		*
S07	<i>Description of policy, procedures/ management systems, and compliance mechanisms for preventing anti-competitive behaviour</i>		*

* Additional indicators in italics

<ul style="list-style-type: none"> ● Fully reported ▸ Partially reported * Not applicable ❖ Detailed data not collected or not yet available in this reporting format 	<ul style="list-style-type: none"> ■ See AngloGold Ashanti Annual report or visit our website on www.anglogoldashanti.com ○ Not reportable
---	--

Reporting Status Key